

Result Analysis

2018-2023



Managed by Arya Kanya Vidyalaya Trust

Gurukul Mahila Arts and Commerce College

At & Post : Tapobhumi, Arya Kanya Gurukul Campus, Jubilee, Bokhira Vistaar,

PORBANDAR- 360579 GUJ INDIA

Re-Accredited 'B' (CGPA 2.38) by NAAC

Phone : +91 286 2245561|+91 9374129126

Gurukul Mahila Arts and Commerce College, Porbandar

Department of English

Dr. Ketki N. Pandya

Year: 2018-2019

B.A.

B.COM.

Grade	SEM 1	SEM 2	SEM 3	SEM 4	SEM 5			SEM 6			SEM 3	SEM 4
	English CCE02	English CCE04	English CCE07	English CCE10	English COMP.	English CCE14	English CCE15	English COMP.	English CCE20	English CCE21	English COM.	English COM.
O	0	0	0	0	0	0	0	0	0	0	0	0
A	0	0	0	0	0	0	0	0	0	0	2	0
B	0	2	1	1	0	0	2	3	2	1	11	4
C	0	7	3	2	4	7	1	18	12	4	24	20
D	14	6	4	10	15	6	7	22	8	12	54	64
E	10	0	5	0	10	1	2	2	4	2	43	39
F	3	0	6	0	6	0	2	1	0	0	20	5
Total	27	15	19	13	35	14	14	46	26	19	154	132
Percentage	88.88%	100%	68.42%	100%	82.85%	100%	85.71%	97.82%	100%	100%	87.01%	96.21%

Gurukul Mahila Arts and Commerce College, Porbandar

Department of English

Dr. Ketki N. Pandya

Year: 2019-2020

B.A.

B.COM.

Grade	SEM 1	SEM 2	SEM 3	SEM 4	SEM 5			SEM 6			SEM 3	SEM 4
	English CCE02	English CCE04	English CCE07	English CCE10	English COMP.	English CCE14	English CCE15	English COMP.	English CCE20	English CCE21	English COM.	English COM.
O	0	0	0	0	0	0	0	0	0	0	0	5
A	2	19	0	5	0	0	0	2	1	1	2	59
B	3	5	0	8	2	1	3	2	3	0	26	24
C	13	0	2	1	4	4	6	9	8	7	42	75
D	10	1	10	0	5	8	4	9	2	5	29	10
E	0	0	2	1	5	0	0	1	0	0	22	1
F	0	0	2	0	4	0	0	0	0	1	6	0
Total	28	25	16	15	20	13	13	23	14	14	127	174
Percentage	100%	100%	87.50%	100%	80%	100%	100%	100%	100%	92.85%	95.27%	100%

Gurukul Mahila Arts and Commerce College, Porbandar

Department of English

Dr. Ketki N. Pandya

Year: 2020-2021

B.A.

B.COM.

Grade	SEM 1	SEM 2	SEM 3	SEM 4	SEM 5			SEM 6			SEM 3	SEM 4
	English CCE02	English CCE04	English CCE07	English CCE10	English COMP.	English CCE14	English CCE15	English COMP.	English CCE20	English CCE21	English COM.	English COM.
O	0	2	1	1	0	0	0	0	0	0	0	3
A	2	11	1	12	1	5	2	5	3	7	12	28
B	1	8	0	9	8	7	3	11	2	4	34	32
C	16	5	12	1	7	1	4	6	7	1	42	23
D	12	8	7	1	4	0	4	4	0	0	29	14
E	7	1	2	0	0	0	0	0	0	0	15	0
F	0	0	1	0	3	0	0	0	0	0	3	0
Total	38	35	24	24	23	13	13	26	12	12	135	100
Percentage	100%	100%	95.83%	100%	86.95%	100%	100%	100%	100%	100%	98.51%	100%

Gurukul Mahila Arts and Commerce College, Porbandar

Department of English

Dr. Ketki N. Pandya

Year: 2021-2022

B.A.

B.COM.

Grade	SEM 1	SEM 2	SEM 3	SEM 4	SEM 5			SEM 6			SEM 3	SEM 4
	English CCE02	English CCE04	English CCE07	English CCE10	English COMP.	English CCE14	English CCE15	English COMP.	English CCE20	English CCE21	English COM.	English COM.
O	0	0	0	0	0	0	0	0	0	0	0	0
A	1	2	1	0	0	0	1	2	2	11	0	5
B	8	16	11	1	9	5	8	21	10	5	14	71
C	17	11	5	17	10	9	12	10	8	6	89	41
D	14	6	13	11	15	8	4	7	5	0	39	17
E	2	0	3	1	6	0	0	2	0	0	11	2
F	2	0	0	3	3	0	0	2	0	0	1	0
Total	44	35	33	33	43	22	25	44	25	22	154	136
Percentage	95.45%	100%	100%	93.93%	93.92%	100%	100%	95.45%	100%	100%	99.35%	100%

Gurukul Mahila Arts and Commerce College, Porbandar

Department of English

Dr. Ketki N. Pandya

Year: 2022-2023

B.A.

B.COM.

Grade	SEM 1	SEM 2	SEM 3	SEM 4	SEM 5			SEM 6			SEM 3	SEM 4
	English CCE02	English CCE04	English CCE07	English CCE10	English COMP.	English CCE14	English CCE15	English COMP.	English CCE20	English CCE21	English COM.	English COM.
O	0	0	0	0	0	0	0	0	0	0	0	0
A	1	4	2	2	0	0	0	17	4	3	8	13
B	2	2	12	18	8	7	16	15	16	17	61	71
C	11	17	12	12	19	4	7	7	7	4	43	23
D	9	7	11	6	17	10	3	4	2	1	48	22
E	2	1	2	2	5	5	1	2	0	1	15	2
F	2	2	0	0	0	1	0	1	0	0	2	0
Total	27	33	39	40	49	27	27	46	29	26	177	131
Percentage	92.59%	93.93%	100%	100%	100%	96.29%	100%	97.82%	100%	100%	98.87%	100%

Gurukul Mahila Arts and Commerce College, Porbandar

Department of English

Dr. Nayan Tank

Year: 2018-2019

B.A.							B.COM.					
Grade	SEM 1	SEM 2	SEM 3	SEM 4	SEM 5		SEM 6		SEM 3	SEM 4	SEM 5	SEM 6
	English CCE01	English CCE03	English CCE06	English CCE9	English CCE13	English CCE16	English CCE 19	English CCE22	English B.C.	English B.C.	FC English	FC English
O	0	0	0	0	0	0	0	0	0	0	0	0
A	0	0	0	0	0	0	0	1	0	7	2	4
B	0	2	0	2	3	0	0	3	17	17	6	25
C	2	11	3	2	2	7	13	5	27	72	30	27
D	15	4	10	8	6	6	6	4	67	31	17	13
E	7	0	3	0	1	0	1	0	20	5	6	1
F	3	0	4	1	1	1	0	0	22	0	13	3
Total	27	17	20	13	13	14	20	13	153	132	74	73
Percentage	88.88%	100%	80%	92.30%	92.30%	92.85%	100%	100%	85.62%	100%	82.43%	95.89%

Gurukul Mahila Arts and Commerce College, Porbandar												
Department of English												
Dr. Nayan Tank												
Year: 2019-2020												
B.A.									B.COM.			
Grade	SEM 1	SEM 2	SEM 3	SEM 4	SEM 5		SEM 6		SEM 3	SEM 4	SEM 5	SEM 6
	English CCE01	English CCE03	English CCE06	English CCE9	English CCE13	English CCE16	English CCE 19	English CCE22	English B.C.	English B.C.	FC English	FC English
O	0	0	0	0	0	0	0	0	0	2	0	0
A	0	11	2	4	1	8	2	0	3	75	0	22
B	4	13	2	8	10	5	8	3	36	6	3	35
C	13	0	5	2	3	0	3	8	44	4	44	36
D	12	0	3	0	0	0	1	2	30	10	25	11
E	1	0	2	1	0	0	0	0	8	4	4	2
F	0	0	0	0	0	0	0	0	8	0	0	1
Total	30	24	14	15	14	13	14	13	129	101	76	107
Percentage	100%	100%	100%	100%	100%	100%	100%	100%	93.79%	100%	100%	99.06%

Gurukul Mahila Arts and Commerce College, Porbandar

Department of English

Dr. Nayan Tank

Year: 2022-2023

B.A.								B.COM.				
Grade	SEM 1	SEM 2	SEM 3	SEM 4	SEM 5		SEM 6		SEM 3	SEM 4	SEM 5	SEM 6
	English CCE01	English CCE03	English CCE06	English CCE9	English CCE13	English CCE16	English CCE 19	English CCE22	English B.C.	English B.C.	FC English	FC English
O	0	0	0	0	0	0	0	0	0	0	0	7
A	2	0	4	3	0	0	2	4	16	23	19	56
B	9	4	18	1	11	11	15	10	53	61	68	48
C	11	8	15	18	10	4	7	3	51	28	40	26
D	4	18	4	11	6	8	3	6	40	17	38	10
E	1	1	0	3	0	4	0	2	17	2	8	6
F	1	2	0	1	0	0	0	1	0	0	0	0
Total	28	33	41	37	27	27	27	26	177	131	173	153
Percentage	96.42%	93.93%	100%	97.29%	100%	100%	100%	96.15%	100%	100%	100%	100%

Gurukul Mahila Arts and Commerce College, Porbandar				
Department of English				
Dr. Anupamratan Shanker Nagar				
Year: 2018-2019				
B.A.				
Grade	SEM 5		SEM 6	
	English CCE11	English CCE12	English CCE17	English CCE18
O	0	0	0	0
A	0	0	0	0
B	1	5	1	0
C	1	2	2	8
D	8	3	9	7
E	3	4	1	1
F	1	0	0	0
Total	14	14	13	16
Percentage	92.85%	100%	100%	100%

Gurukul Mahila Arts and Commerce College, Porbandar				
Department of English				
Dr. Anupamratan Shanker Nagar				
Year: 2019-2020				
B.A.				
Grade	SEM 5		SEM 6	
	English CCE11	English CCE12	English CCE17	English CCE18
O	0	0	0	0
A	0	0	0	0
B	2	1	2	3
C	10	5	7	9
D	1	6	4	2
E	0	1	0	0
F	0	0	1	0
Total	13	13	14	14
Percentage	100%	100%	92.85%	100%

Gurukul Mahila Arts and Commerce College, Porbandar				
Department of English				
Dr. Anupamratan Shankar Nagar				
Year: 2020-2021				
B.A.				
Grade	SEM 5		SEM 6	
	English CCE11	English CCE12	English CCE17	English CCE18
O	0	0	0	0
A	0	3	2	2
B	5	1	6	5
C	1	3	3	4
D	7	4	0	2
E	1	1	0	0
F	0	1	0	0
Total	14	13	11	13
Percentage	100%	92.30%	100%	100%

Gurukul Mahila Arts and Commerce College, Porbandar				
Department of English				
Dr. Anupamratan Shanker Nagar				
Year: 2021-2022				
B.A.				
Grade	SEM 5		SEM 6	
	English CCE11	English CCE12	English CCE17	English CCE18
O	0	0	0	0
A	0	0	6	3
B	5	1	13	16
C	10	7	4	4
D	8	11	2	3
E	0	2	0	0
F	0	0	0	0
Total	23	21	25	26
Percentage	100%	100%	100%	100%

Gurukul Mahila Arts and Commerce College, Porbandar				
Department of English				
Dr. Anupamratan Shanker Nagar				
Year: 2022-2023				
B.A.				
Grade	SEM 5		SEM 6	
	English CCE11	English CCE12	English CCE17	English CCE18
O	0	0	0	0
A	3	1	6	3
B	5	10	9	5
C	2	10	1	15
D	13	4	2	2
E	5	1	0	2
F	1	0	0	0
Total	29	26	18	27
Percentage	96.55%	100%	100%	100%

Gurukul Mahila Arts and Commerce College, Porbandar

Department of English

Urvi Modha

Year: 2018-2019

B.A.							B.COM.	
Grade	SEM 1	SEM 2	SEM 3		SEM 4		SEM 1	SEM2
	English COM	English COM	English C.	English CCE05	English C.	English CCE 8	English COM.	English COM.
O	0	0	0	0	0	0	0	0
A	0	0	0	0	0	0	1	0
B	0	2	1	1	2	1	26	2
C	20	19	3	3	2	4	52	41
D	19	11	19	10	8	8	45	77
E	7	0	11	3	9	0	12	19
F	0	0	5	2	1	0	1	4
Total	46	32	39	19	22	13	137	143
Percentage	100%	100%	87.17%	89.47%	95.45%	100%	99.27%	97.20%

Gurukul Mahila Arts and Commerce College, Porbandar

Department of English

Urvi Modha

Year: 2019-2020

B.A.							B.COM.	
Grade	SEM 1	SEM 2	SEM 3		SEM 4		SEM 1	SEM2
	English COM	English COM	English C.	English CCE05	English C.	English CCE 8	English COM.	English COM.
O	0	8	0	0	2	0	0	4
A	11	24	4	2	8	4	9	68
B	16	8	6	3	11	8	26	40
C	15	1	9	7	8	2	64	11
D	2	3	4	1	6	0	32	4
E	1	2	3	2	2	1	6	0
F	1	0	1	0	0	0	0	0
Total	46	46	27	15	37	15	137	127
Percentage	97.82%	100%	96.29%	100%	100%	100%	100%	100%

Gurukul Mahila Arts and Commerce College, Porbandar

Department of English

Urvi Modha

Year: 2020-2021

B.A.							B.COM.	
Grade	SEM 1	SEM 2	SEM 3		SEM 4		SEM 1	SEM2
	English COM	English COM	English C.	English CCE05	English C.	English CCE 8	English COM.	English COM.
O	2	13	0	0	1	1	1	15
A	17	15	0	0	11	8	16	46
B	20	15	13	0	13	13	53	66
C	17	5	18	12	3	4	62	17
D	5	4	8	8	3	2	27	9
E	0	2	3	2	3	0	5	7
F	0	0	0	2	0	0	4	1
Total	61	54	42	24	34	28	168	161
Percentage	100%	100%	100%	91.66%	100%	100%	97.61%	99.37%

Gurukul Mahila Arts and Commerce College, Porbandar

Department of English

Aditi Dave

Year: 2021-2022

B.A.							B.COM.	
Grade	SEM 1	SEM 2	SEM 3		SEM 4		SEM 1	SEM2
	English COM	English COM	English C.	English CCE05	English C.	English CCE 8	English COM.	English COM.
O	0	0	0	0	0	0	0	0
A	13	9	2	0	3	5	18	8
B	27	17	21	8	29	15	85	77
C	9	15	22	8	12	5	39	46
D	7	7	6	13	3	4	11	9
E	0	1	1	2	1	1	1	0
F	0	2	0	2	0	3	0	0
Total	56	51	52	33	48	33	154	140
Percentage	100%	98.03%	100%	93.93%	100%	90.90%	100%	100%

Gurukul Mahila Arts and Commerce College, Porbandar

Department of English

Aditi Dave

Year: 2022-2023

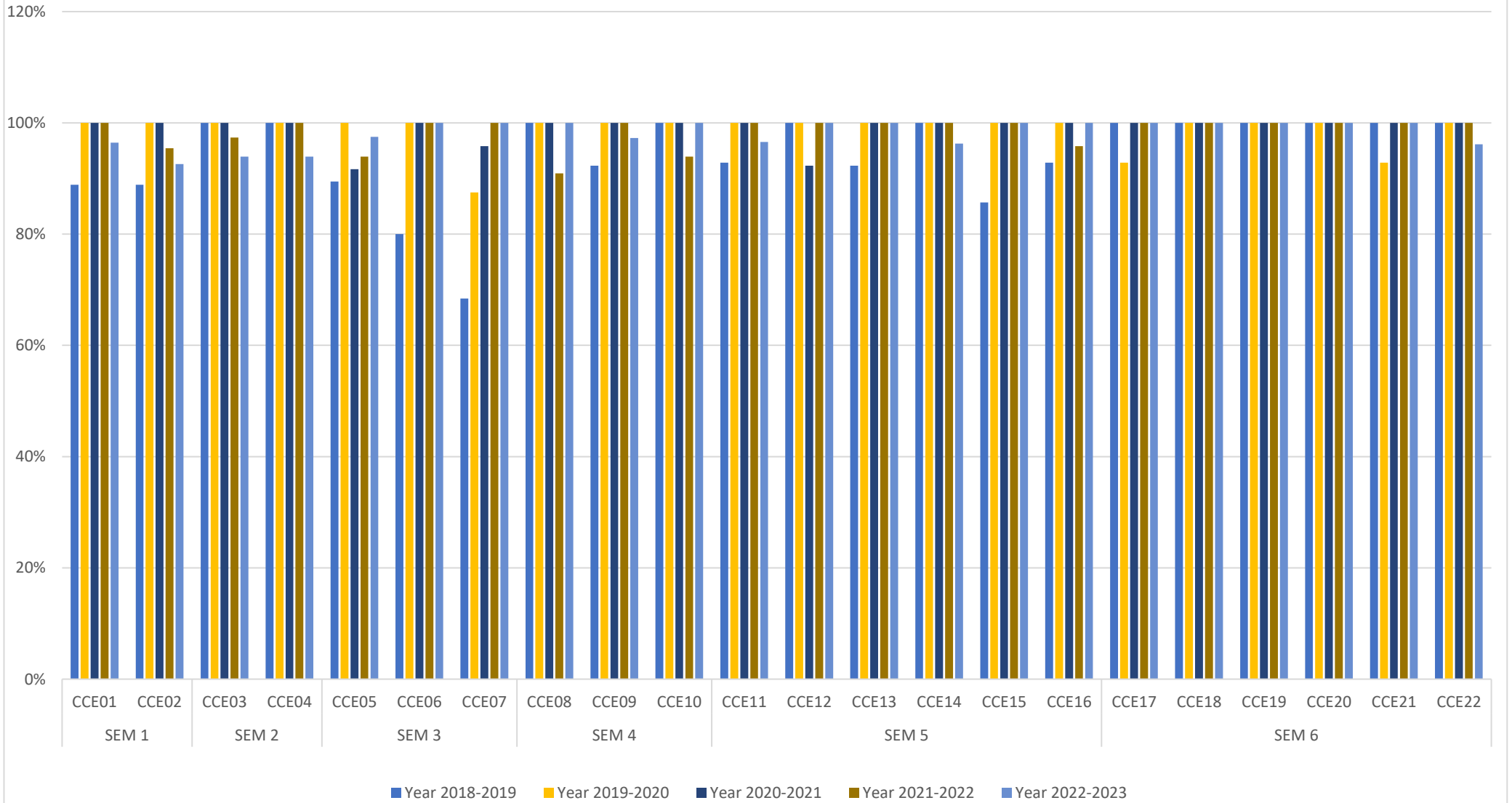
B.A.							B.COM.	
Grade	SEM 1	SEM 2	SEM 3		SEM 4		SEM 1	SEM2
	English COM	English COM	English C.	English CCE05	English C.	English CCE 8	English COM.	English COM.
O	0	1	3	0	0	0	1	0
A	6	10	8	6	2	0	11	0
B	20	13	13	13	32	8	55	10
C	17	20	15	7	19	20	25	41
D	5	6	9	12	4	8	6	35
E	2	0	2	1	0	1	0	3
F	1	2	0	1	0	0	0	0
Total	51	52	50	40	57	37	98	89
Percentage	98.03%	96.15%	100%	97.50%	100%	100%	100%	100%

Gurukul Mahila Arts and Commerce College, Porbandar

Department of English

Year 2018-2019			Year 2019-2020			Year 2020-2021			Year 2021-2022			Year 2022-2023		
SEM 1	CCE01	89%	SEM 1	CCE01	100%	SEM 1	CCE01	100%	SEM 1	CCE01	100%	SEM 1	CCE01	96%
	CCE02	89%		CCE02	100%		CCE02	100%		CCE02	95%		CCE02	93%
SEM 2	CCE03	100%	SEM 2	CCE03	100%	SEM 2	CCE03	100%	SEM 2	CCE03	97%	SEM 2	CCE03	94%
	CCE04	100%		CCE04	100%		CCE04	100%		CCE04	100%		CCE04	94%
SEM 3	CCE05	89%	SEM 3	CCE05	100%	SEM 3	CCE05	92%	SEM 3	CCE05	94%	SEM 3	CCE05	98%
	CCE06	80%		CCE06	100%		CCE06	100%		CCE06	100%		CCE06	100%
	CCE07	68%		CCE07	88%		CCE07	96%		CCE07	100%		CCE07	100%
SEM 4	CCE08	100%	SEM 4	CCE08	100%	SEM 4	CCE08	100%	SEM 4	CCE08	91%	SEM 4	CCE08	100%
	CCE09	92%		CCE09	100%		CCE09	100%		CCE09	100%		CCE09	97%
	CCE10	100%		CCE10	100%		CCE10	100%		CCE10	94%		CCE10	100%
SEM 5	CCE11	93%	SEM 5	CCE11	100%	SEM 5	CCE11	100%	SEM 5	CCE11	100%	SEM 5	CCE11	97%
	CCE12	100%		CCE12	100%		CCE12	92%		CCE12	100%		CCE12	100%
	CCE13	92%		CCE13	100%		CCE13	100%		CCE13	100%		CCE13	100%
	CCE14	100%		CCE14	100%		CCE14	100%		CCE14	100%		CCE14	96%
	CCE15	86%		CCE15	100%		CCE15	100%		CCE15	100%		CCE15	100%
	CCE16	93%		CCE16	100%		CCE16	100%		CCE16	96%		CCE16	100%
SEM 6	CCE17	100%	SEM 6	CCE17	93%	SEM 6	CCE17	100%	SEM 6	CCE17	100%	SEM 6	CCE17	100%
	CCE18	100%		CCE18	100%		CCE18	100%		CCE18	100%		CCE18	100%
	CCE19	100%		CCE19	100%		CCE19	100%		CCE19	100%		CCE19	100%
	CCE20	100%		CCE20	100%		CCE20	100%		CCE20	100%		CCE20	100%
	CCE21	100%		CCE21	93%		CCE21	100%		CCE21	100%		CCE21	100%
	CCE22	100%		CCE22	100%		CCE22	100%		CCE22	100%		CCE22	96%

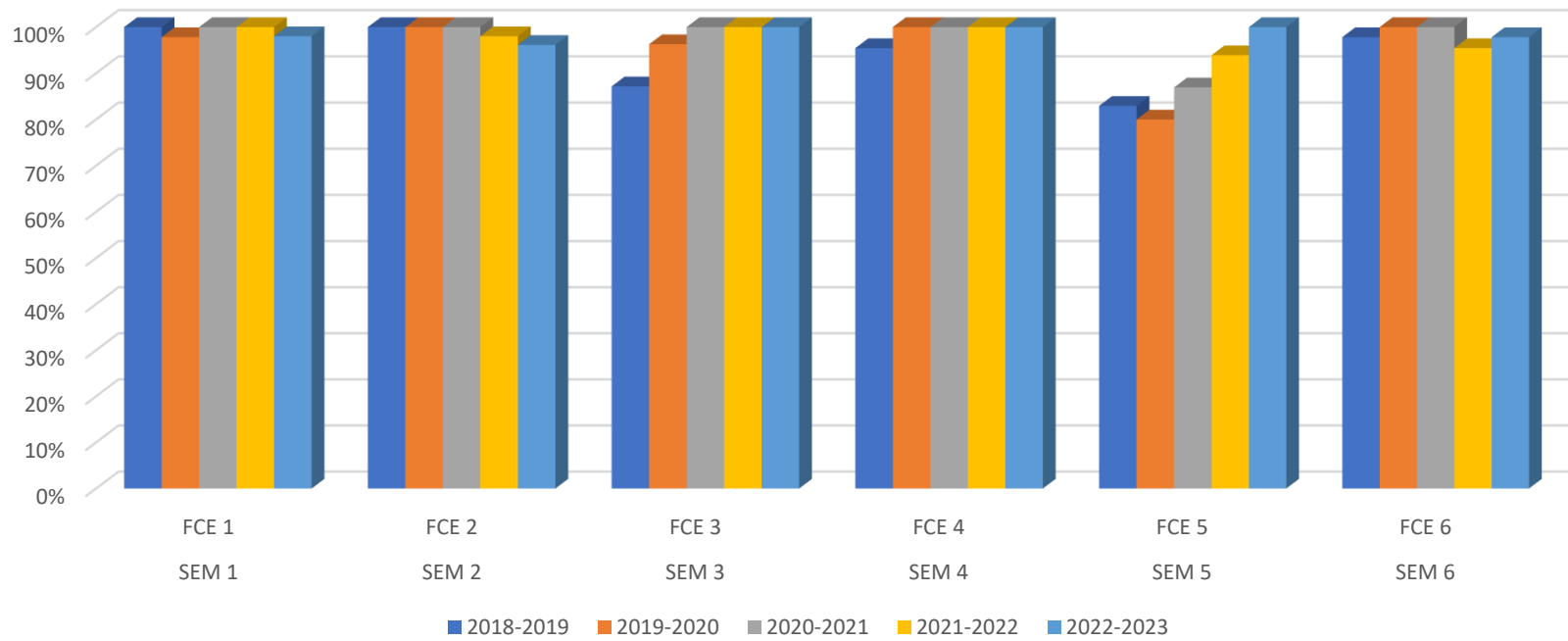
Department of English



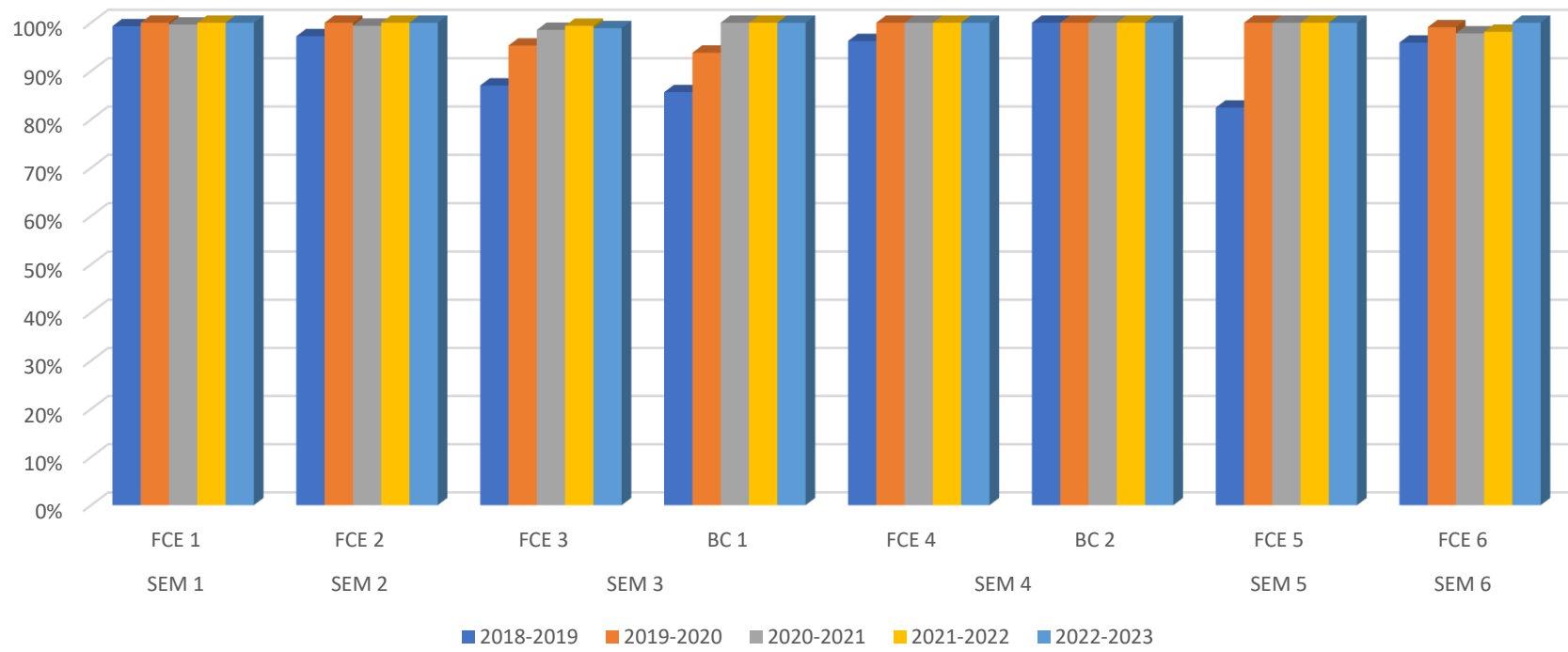
Gurukul Mahila Arts and Commerce College, Porbandar						
Department of English, Arts Foundation Papers						
Semester	Paper Name	2018-2019	2019-2020	2020-2021	2021-2022	2022-2023
SEM 1	FCE 1	100%	98%	100%	100%	98%
SEM 2	FCE 2	100%	100%	100%	98%	96%
SEM 3	FCE 3	87%	96%	100%	100%	100%
SEM 4	FCE 4	95%	100%	100%	100%	100%
SEM 5	FCE 5	83%	80%	87%	94%	100%
SEM 6	FCE 6	98%	100%	100%	95%	98%

Gurukul Mahila Arts and Commerce College, Porbandar						
Department of English, Commerce Foundation Papers						
Semester	Paper Name	2018-2019	2019-2020	2020-2021	2021-2022	2022-2023
SEM 1	FCE 1	99%	100%	100%	100%	100%
SEM 2	FCE 2	97%	100%	99%	100%	100%
SEM 3	FCE 3	87%	95%	99%	99%	99%
	BC 1	86%	94%	100%	100%	100%
SEM 4	FCE 4	96%	100%	100%	100%	100%
	BC 2	100%	100%	100%	100%	100%
SEM 5	FCE 5	82%	100%	100%	100%	100%
SEM 6	FCE 6	96%	99%	98%	98%	100%

Department of English, Arts Foundation Papers



Department of English, Commerce Foundation Papers



Grade	Marke range	Sem-5							SEM-6						
		Comp.	Core. P-11	Core. P-12	Core. P-13	Core. P-14	Core. P-15	Core. P-16	Comp.	Core. P-17	Core. P-18	Core. P-19	Core. P-20	Core. P-21	Core. P-22
O	90-100		00	00	00	00	00	00	00	00	00	00	00	00	00
A	80-89		00	00	00	00	00	00	01	00	00	00	00	00	01
B	70-79		01	01	00	02	00	02	05	01	06	02	02	01	00
C	60-69		05	07	03	04	03	04	10	06	03	01	07	01	05
D	50-59		03	02	07	02	05	02	09	02	01	03	01	04	03
E	40-49		01	01	01	03	02	03	01	01	00	03	00	04	01
F	0-39		01	00	00	00	01	00	01	00	00	01	00	00	00
TOTAL			11	11	11	11	11	11	27	10	10	10	10	10	10
RESULT %			90.90	100%	100%	100%	90.90%	100%	96.3%	100%	100%	90%	100%	100%	100%

GURUKUL MAHILA ARTS AND COMMECE COLLEGE
Department of Hindi
2019-20

Grade	Marke range	Sem-1					SEM-2					
		Comp.	Core. P-1	Core. P-2	Elective P-1	Elective P-2	Comp.	Core. P-3	Core. P-4	Elective P-3	Elective P-4	
O	90-100	00	00	00	00	00	00	02	00	00	08	
A	80-89	01	01	00	00	00	15	17	04	11	13	
B	70-79	05	13	00	00	00	32	02	16	10	01	
C	60-69	15	04	14	10	08	10	00	01	01	00	
D	50-59	27	05	09	11	16	06	00	00	00	00	
E	40-49	19	02	02	07	04	03	00	00	00	00	
F	0-39	04	00	00	00	00	00	00	00	00	00	
TOTAL		71	26	25	28	28	66	21	21	22	22	
RESULT %		94.36%	100%	100%	100%	100%	100%	100%	100%	100%	100%	

Grade	Marke range	Sem-3						SEM-4					
		Comp.	Core. P-5	Core. P-6	Core. P-7	Elective P-5	Elective P-6	Comp.	Core. P-8	Core. P-9	Core. P-10	Elective P-8	Elective P-9
O	90-100	00	00	00	00	00	00	00	00	00	00	00	00
A	80-89	00	00	00	00	00	00	07	05	05	06	07	13
B	70-79	07	00	04	00	04	05	18	05	05	05	10	06
C	60-69	09	09	07	09	04	11	09	01	01	01	05	06
D	50-59	16	03	01	03	10	07	06	02	02	01	02	01
E	40-49	09	00	00	00	06	01	05	00	00	00	01	00
F	0-39	03	00	00	00	00	00	01	00	00	00	00	00
TOTAL		44	12	12	12	24	24	46	13	13	13	26	26
RESULT %		93.18%	100%	100%	100%	100%	100%	97,82%	100%	100%	100%	100%	100%

Grade	Marke range	Sem-5							SEM-6						
		Comp.	Core. P-11	Core. P-12	Core. P-13	Core. P-14	Core. P-15	Core. P-16	Comp.	Core. P- 17	Core. P-18	Core. P-19	Core. P-20	Core. P-21	Core. P-22
O	90- 100	00	00	00	00	00	00	00	00	00	00	00	00	00	00
A	80-89	00	00	00	00	00	00	00	04	00	00	00	00	02	04
B	70-79	08	00	00	03	03	01	00	08	00	01	02	01	08	06
C	60-69	22	08	08	09	08	02	10	08	05	09	07	13	03	05
D	50-59	04	07	08	02	04	12	05	14	10	06	04	02	03	00
E	40-49	02	01	01	03	02	02	02	04	00	00	03	00	00	01
F	0-39	01	01	00	00	00	00	00	01	01	00	00	00	00	00
TOTAL		37	17	17	17	17	17	17	39	16	16	16	16	16	16
RESULT %		97.29%	94.11	100%	100%	100%	100%	100%	97.43%	93.75%	100%	100%	100%	100%	100%

GURUKUL MAHILA ARTS AND COMMECE COLLEGE

Department of Hindi

2021-22

Grade	Marke range	Sem-1					SEM-2					
		Comp.	Core. P-1	Core. P-2	Elective P-1	Elective P-2	Comp.	Core. P-3	Core. P-4	Elective P-3	Elective P-4	
O	90-100	00	00	00	00	00	00	00	00	00	00	00
A	80-89	01	09	00	00	00	00	02	00	00	00	02
B	70-79	07	07	00	07	06	09	05	06	07	10	10
C	60-69	33	04	17	26	28	30	09	08	18	17	17
D	50-59	30	04	07	09	06	20	03	05	14	11	11
E	40-49	07	00	00	00	02	08	01	01	02	01	01
F	0-39	01	00	00	00	00	00	00	00	00	00	00
TOTAL		79	24	24	42	42	67	20	20	41	41	41
RESULT %		98.75%	100%	100%	100%	100%	100%	100%	100%	97.56%	100%	100%

Grade	Marke range	Sem-3						SEM-4						
		Comp.	Core. P-5	Core. P-6	Core. P-7	Elective P-5	Elective P-6	Comp.	Core. P-8	Core. P-9	Core. P-10	Elective P-8	Elective P-9	
O	90-100	00	00	00	00	00	00	00	00	00	00	00	00	00
A	80-89	03	00	00	00	04	00	01	06	01	00	00	00	00
B	70-79	13	04	01	01	09	18	06	05	08	07	18	13	13
C	60-69	24	06	10	07	29	19	29	02	02	04	22	22	22
D	50-59	13	03	02	04	04	07	16	00	02	02	06	07	07
E	40-49	04	00	00	01	01	03	05	00	00	00	00	04	04
F	0-39	00	00	00	00	00	00	00	00	00	00	00	00	00
TOTAL		57	13	13	13	47	47	57	13	13	13	46	46	46
RESULT %		100%	100%	100%	100%	100%	100%	100%	100%	100%	100%	100%	97.87%	97.87%

GURUKUL MAHILA ARTS AND COMMECE COLLEGE

Department of Hindi

2022-23

Grade	Marke range	Sem-1					SEM-2					
		Comp.	Core. P-1	Core. P-2	Elective P-1	Elective P-2	Comp.	Core. P-3	Core. P-4	Elective P-3	Elective P-4	
O	90-100	00	00	00	00	00	00	00	00	00	00	00
A	80-89	03	00	02	03	01	01	08	03	09	01	
B	70-79	07	01	07	13	18	10	10	08	15	16	
C	60-69	33	11	12	24	21	38	01	04	17	16	
D	50-59	34	08	03	06	05	20	02	06	02	09	
E	40-49	03	02	00	00	01	07	00	00	00	01	
F	0-39	02	00	00	00	00	01	00	00	00	00	
TOTAL		82	22	22	46	00	77	21	21	43	43	
RESULT %		97.56%	100%	100%	100%	100%	100%	100%	100%	100%	100%	100%SS

Grade	Marke range	Sem-3						SEM-4					
		Comp.	Core. P-5	Core. P-6	Core. P-7	Elective P-5	Elective P-6	Comp.	Core. P-8	Core. P-9	Core. P-10	Elective P-8	Elective P-9
O	90-100	00	00	01	00	00	00	00	01	01	01	00	00
A	80-89	03	00	00	01	03	00	01	11	12	07	00	02
B	70-79	17	11	07	09	07	09	19	04	04	09	10	07
C	60-69	24	05	11	10	15	18	27	01	01	01	16	15
D	50-59	15	03	01	01	09	05	09	01	01	01	09	09
E	40-49	06	01	01	00	01	04	02	01	00	00	02	03
F	0-39	01	01	00	00	02	01	03	00	00	00	00	00
TOTAL		66	21	21	21	37	37	61	19	19	19	37	37
RESULT%		98.48	95.23	100%	100%	94.59%	97.29%	95.085	100%	100%	100%	100%	100%

Department of Gujarati																
Year 2018-'19																
Grade	Marks/Range	Sem-2				Sem-4					Sem-6					
		Guj-3	Guj-4	E Guj-3	E Guj-4	Guj-8	Guj-9	Guj-10	E Guj-8	E Guj-9	Guj-17	Guj-18	Guj-19	Guj-20	Guj-21	Guj-22
O	90 - 100	0	0	0	0	0	0	0	0	0	0	0	0	0	0	0
A	80 - 99	0	0	0	0	0	0	0	0	0	0	0	0	0	0	0
B	70 - 79	0	0	0	11	0	1	1	1	0	0	6	0	15	3	1
C	60 - 69	0	4	19	18	10	16	15	11	19	6	16	7	10	13	12
D	50 - 59	17	14	28	22	17	12	12	24	17	23	5	17	3	11	16
E	40 - 49	4	3	6	2	2	0	1	3	3	0	2	4	1	2	0
F	0 - 39	0	0	0	0	0	0	0	0	0	0	0	1	0	0	0
TOTAL		21	21	53	53	29	29	29	39	39	29	29	29	29	29	29
RESULT		100.00	100.00	100.00	100.00	100.00	100.00	100.00	100.00	100.00	100.00	100.00	96.55	100.00	100.00	100.00

Gurukul Mahila Arts And Commerce College, Porbandar

Department of Gujarati

Year 2018-'19

Grade	Marks/Ran	Sem-1				Sem-3					Sem-5					
		Guj-1	Guj-2	E Guj-1	E Guj-2	Guj-5	Guj-6	Guj-7	E Guj-5	E Guj-6	Guj-11	Guj-12	Guj-13	Guj-14	Guj-15	Guj-16
O	90 - 100	0	0	0	0	0	0	0	0	0	0	0	0	0	0	0
A	80 - 99	0	0	0	0	0	0	0	0	0	0	0	0	0	0	0
B	70 - 79	3	0	3	2	0	2	0	0	3	0	0	0	6	0	1
C	60 - 69	7	9	24	15	3	11	10	13	19	6	7	2	11	9	17
D	50 - 59	8	10	37	41	23	18	19	21	10	12	16	18	9	15	8
E	40 - 49	1	1	3	12	5	2	4	1	3	4	2	4	0	2	0
F	0 - 39	2	1	1	0	2	0	0	0	0	4	1	2	0	0	0
TOTAL		21	21	68	70	33	33	33	35	35	26	26	26	26	26	26
RESULT		90.48	95.24	98.53	100.00	93.94	100.00	100.00	100.00	100.00	84.62	96.15	92.31	100.00	100.00	100.00

Gurukul Mahila Arts And Commerce College, Porbandar

Department of Gujarati

Year 2019-20

Grade	Marks/Ran	Sem-1				Sem-3					Sem-5					
		Guj-1	Guj-2	E Guj-1	E Guj-2	Guj-5	Guj-6	Guj-7	E Guj-5	E Guj-6	Guj-11	Guj-12	Guj-13	Guj-14	Guj-15	Guj-16
O	90 - 100	0	0	0	0	0	0	0	0	0	0	0	0	0	0	0
A	80 - 99	0	0	0	0	0	0	0	0	1	0	0	0	0	0	0
B	70 - 79	0	0	5	1	0	0	0	1	1	0	0	1	0	1	1
C	60 - 69	6	7	29	20	5	3	3	12	14	17	1	8	7	7	20
D	50 - 59	13	11	32	33	12	17	15	20	24	8	22	15	18	10	6
E	40 - 49	1	2	4	16	4	1	2	10	4	2	2	2	1	9	0
F	0 - 39	0	0	0	0	0	0	1	1	0	0	2	1	1	0	0
TOTAL		20	20	70	70	21	21	21	44	44	27	27	27	27	27	27
RESULT		100.00	100.00	100.00	100.00	100.00	100.00	95.24	97.73	100.00	100.00	92.59	96.30	96.30	100.00	100.00

Department of Gujarati																
Year 2019-20																
Grade	Marks/Range	Sem-2				Sem-4					Sem-6					
		Guj-3	Guj-4	E Guj-3	E Guj-4	Guj-8	Guj-9	Guj-10	E Guj-8	E Guj-9	Guj-17	Guj-18	Guj-19	Guj-20	Guj-21	Guj-22
O	90 - 100	0	0	0	0	0	0	0	0	0	0	0	0	0	0	0
A	80 - 99	11	1	24	15	3	0	7	7	16	0	0	0	0	0	0
B	70 - 79	9	15	38	44	6	0	12	20	17	0	6	0	15	3	1
C	60 - 69	0	4	5	4	5	0	2	5	1	6	14	6	9	12	10
D	50 - 59	0	0	1	5	7	16	0	4	2	19	4	15	1	9	14
E	40 - 49	0	0	0	0	0	5	0	1	1	0	1	3	0	1	0
F	0 - 39	0	0	0	0	0	0	0	0	0	0	0	1	0	0	0
TOTAL		20	20	68	68	21	21	21	37	37	25	25	25	25	25	25
RESULT		100.00	100.00	100.00	100.00	100.00	100.00	100.00	100.00	100.00	100.00	100.00	96.00	100.00	100.00	100.00

Gurukul Mahila Arts And Commerce College, Porbandar

Department of Gujarati

Year 2020-21

Grade	Marks/Ran	Sem-1				Sem-3					Sem-5					
		Guj-1	Guj-2	E Guj-1	E Guj-2	Guj-5	Guj-6	Guj-7	E Guj-5	E Guj-6	Guj-11	Guj-12	Guj-13	Guj-14	Guj-15	Guj-16
O	90 - 100	0	0	0	0	0	0	0	0	0	0	0	0	0	0	0
A	80 - 99	2	0	0	0	0	3	0	4	4	1	0	0	0	0	3
B	70 - 79	10	0	2	1	3	17	1	21	18	9	1	0	0	3	14
C	60 - 69	2	14	18	25	15	0	3	21	23	7	7	11	6	11	1
D	50 - 59	5	5	27	22	2	0	15	8	9	1	9	6	11	4	1
E	40 - 49	2	1	6	3	0	0	1	1	1	1	0	1	1	0	0
F	0 - 39	0	1	1	3	0	0	0	0	0	2	4	3	3	3	2
TOTAL		21	21	54	54	20	20	20	55	55	21	21	21	21	21	21
RESULT		100.00	95.24	98.15	94.44	100.00	100.00	100.00	100.00	100.00	90.48	80.95	85.71	85.71	85.71	90.48

Gurukul Mahila Arts And Commerce College, Porbandar

Department of Gujarati

Year 2021-22

Grade	Marks/Rar	Sem-1				Sem-3					Sem-5					
		Guj-1	Guj-2	E Guj-1	E Guj-2	Guj-5	Guj-6	Guj-7	E Guj-5	E Guj-6	Guj-11	Guj-12	Guj-13	Guj-14	Guj-15	Guj-16
O	90 - 100	0	0	0	0	0	0	0	15	15	0	0	0	0	0	0
A	80 - 99	2	0	0	5	0	0	0	0	0	1	2	0	0	0	1
B	70 - 79	10	0	17	7	1	0	5	3	4	3	10	3	8	3	9
C	60 - 69	2	14	27	38	5	9	5	27	18	11	7	3	7	5	4
D	50 - 59	5	5	13	16	11	7	6	18	25	4	0	13	4	8	5
E	40 - 49	2	1	11	3	2	3	2	9	10	0	0	0	0	2	0
F	0 - 39	0	1	1	0	2	2	3	0	0	1	1	1	1	2	1
TOTAL		21	21	69	69	21	21	21	72	72	20	20	20	20	20	20
RESULT		100.00	95.24	98.55	100.00	90.48	90.48	85.71	100.00	100.00	95.00	95.00	95.00	95.00	90.00	95.00

Gurukul Mahila Arts And Commerce College, Porbandar**Department of Gujarati****Year 2022-23**

Grade	Marks/Ran	Sem-1				Sem-3					Sem-5					
		Guj-1	Guj-2	E Guj-1	E Guj-2	Guj-5	Guj-6	Guj-7	E Guj-5	E Guj-6	Guj-11	Guj-12	Guj-13	Guj-14	Guj-15	Guj-16
O	90 - 100	0	0	0	0	0	0	0	0	0	0	0	0	0	0	0
A	80 - 99	0	0	0	0	0	0	0	0	0	0	0	0	0	0	1
B	70 - 79	2	0	1	1	1	1	4	2	11	9	1	7	11	9	7
C	60 - 69	8	8	17	30	8	8	6	31	33	8	10	9	3	8	8
D	50 - 59	11	15	26	26	2	3	2	23	12	1	6	1	4	1	3
E	40 - 49	4	2	16	5	1	0	0	5	5	1	2	1	1	1	0
F	0 - 39	2	2	4	2	0	0	0	0	0	2	2	3	2	2	2
TOTAL		27	27	64	64	12	12	12	61	61	21	21	21	21	21	21
RESULT		92.59	92.59	93.75	96.88	100.00	100.00	100.00	100.00	100.00	90.48	90.48	85.71	90.48	90.48	90.48

Department of Gujarati																
Year 2022-23																
Grade	Marks/Range	Sem-2				Sem-4					Sem-6					
		Guj-3	Guj-4	E Guj-3	E Guj-4	Guj-8	Guj-9	Guj-10	E Guj-8	E Guj-9	Guj-17	Guj-18	Guj-19	Guj-20	Guj-21	Guj-22
O	90 - 100	3	3	0	0	0	0	0	0	0	0	0	0	0	0	0
A	80 - 99	0	0	0	0	0	0	1	0	0	2	0	0	0	0	0
B	70 - 79	3	1	0	1	3	0	2	7	8	6	1	1	9	0	0
C	60 - 69	17	3	4	12	3	5	3	31	30	7	7	11	4	11	0
D	50 - 59	3	15	33	38	5	6	4	16	14	3	7	2	3	4	12
E	40 - 49	1	4	26	13	1	1	0	4	5	2	4	5	4	5	5
F	0 - 39	0	1	3	2	0	0	2	0	1	0	1	1	0	0	3
TOTAL		27	27	66	66	12	12	12	58	58	20	20	20	20	20	20
RESULT		100.00	96.30	95.45	96.97	100.00	100.00	83.33	100.00	98.28	100.00	95.00	95.00	100.00	100.00	85.00

Gurukul Mahila Arts And Commerce College, Porbandar**Department of Economics****Year 2018-19**

Grade	Marks/Range	Sem-1		Sem-2	
		Eco-1	Eco-2	Eco-3	Eco-4
O	90 - 100				
A	80 - 99	2	1	4	1
B	70 - 79	2	2	5	7
C	60 - 69	4	4	4	3
D	50 - 59	5	2		2
E	40 - 49	1	3	1	
F	0 - 39		2		1
Total		14	14	14	14
Result %		100.00%	85.71%	100.00%	92.86%

Gurukul Mahila Arts And Commerce College, Porbandar**Department of Economics****Year 2020-21**

Grade	Marks/ Range	Sem-1		Sem-2		Sem-3			Sem-4		
		Eco-1	Eco-2	Eco-3	Eco-4	Eco-5	Eco-6	Eco-7	Eco-8	Eco-9	Eco-10
O	90 - 100			12	0				7	8	7
A	80 - 99	10	22	12	17	1	5	2	9	8	8
B	70 - 79	11	21	12	18	7	8	12	1	1	2
C	60 - 69	13	1	3	4	6	3	3			
D	50 - 59	6		1	1	3	1	1			
E	40 - 49	3					1				
F	0 - 39	1				1					
Total		44	44	40	40	18	18	18	17	17	17
Result %		97.73%	100.00%	100.00%	100.00%	94.44%	100.00%	100.00%	100.00%	100.00%	100.00%

Gurukul Mahila Arts And Commerce College, Porbandar

Department of Economics

Year 2021-22

Grade	Marks/	Sem-1		Sem-2		Sem-3			Sem-4		
	Range	Eco-1	Eco-2	Eco-3	Eco-4	Eco-5	Eco-6	Eco-7	Eco-8	Eco-9	Eco-10
O	90 - 100										
A	80 - 99	4	9	3	8	14	2	3	2	12	7
B	70 - 79	13	11	6	15	19	18	15	15	12	6
C	60 - 69	11	10	9	8	6	13	17	11	11	10
D	50 - 59	7	5	13	1		5	4	7	1	11
E	40 - 49						1		2	2	4
F	0 - 39			1					1		
Total		35	35	32	32	39	39	39	38	38	38
Result %		100.00%	100.00%	96.88%	100.00%	100.00%	100.00%	100.00%	97.37%	100.00%	100.00%

Gurukul Mahila Arts And Commerce College, Porbandar									
Department of Economics									
Year 2018-19									
Grade	Marks/Range	Sem-1		Sem-2		Sem-3	Sem-4	Sem-5	Sem-6
		Eco-1	Ent	Eco-3	Ent	Eco	Eco	Eco	Eco
O	90 - 100			6	13		15		
A	80 - 99		5	72	41		71	1	5
B	70 - 79	11	32	31	25	11	6	15	32
C	60 - 69	43	29	7	1	36		35	20
D	50 - 59	44	24	1		47		19	15
E	40 - 49	12	1			11		1	
F	0 - 39	6	2			7		3	1
Total		116	93	117	80	112	92	74	73
Result %		94.83%	97.85%	100.00%	100.00%	93.75%	100.00%	95.95%	98.63%

Gurukul Mahila Arts And Commerce College, Porbandar									
Department of Economics									
Year 2019-20									
Grade	Marks/Range	Sem-1		Sem-2		Sem-3	Sem-4	Sem-5	Sem-6
		Eco	Ent	Eco	Ent	Eco	Eco	Eco	Eco
O	90 - 100			6	13	1	15		
A	80 - 99	6	4	73	42	8	70	7	10
B	70 - 79	30	34	34	26	49	8	37	41
C	60 - 69	42	26	9	4	29	10	47	29
D	50 - 59	37	24	5	3	30	6	19	26
E	40 - 49	14	3	2		14	1	1	
F	0 - 39	8	2					3	
Total		137	93	129	88	131	110	114	106
Result %		94.16%	97.85%	100.00%	100.00%	100.00%	100.00%	97.37%	100.00%

Gurukul Mahila Arts And Commerce College, Porbandar									
Department of Economics									
Year 2020-21									
Grade	Marks/Range	Sem-1		Sem-2		Sem-3	Sem-4	Sem-5	Sem-6
		Eco	Ent	Eco	Ent	Eco	Eco	Eco	Eco
O	90 - 100	1	1	15	52	2	20	16	1
A	80 - 99	14	30	101	58	34	62	23	23
B	70 - 79	44	49	29	10	33	19	15	48
C	60 - 69	63	25	1	3	34	2	20	16
D	50 - 59	37	7	4	2	20	2	18	4
E	40 - 49	8	3	1	1	4	2		
F	0 - 39	3		1	2				
Total		170	115	152	128	127	107	92	92
Result %		98.24%	100.00%	99.34%	98.44%	100.00%	100.00%	100.00%	100.00%
Gurukul Mahila Arts And Commerce College, Porbandar									
Department of Economics									
Year 2021-22									
Grade	Marks/Range	Sem-1		Sem-2		Sem-3	Sem-4	Sem-5	Sem-6
		Eco	Ent	Eco	Ent	Eco	Eco	Eco	Eco
O	90 - 100					1			
A	80 - 99	30	22	20	26	9	19	1	18
B	70 - 79	60	52	61	45	52	54	33	57
C	60 - 69	36	30	33	22	48	43	40	25
D	50 - 59	21	15	24	13	34	13	24	6
E	40 - 49	6	1	2	6	5	5	9	1
F	0 - 39	3	2	1	1	2	1	1	
Total		156	122	141	113	151	135	108	107
Result %		98.08%	98.36%	99.29%	99.12%	98.68%	99.26%	99.07%	100.00%

Gurukul Mahila Arts And Commerce College, Porbandar**Department of Economics****Year 2022-23**

Grade	Marks/Range	Sem-1		Sem-2		Sem-3	Sem-4	Sem-5	Sem-6
		Eco	Ent	Eco	Ent	Eco	Eco	Eco	Eco
O	90 - 100	1							
A	80 - 99	25	17	18	6	12	14	25	24
B	70 - 79	32	38	34	19	54	47	65	79
C	60 - 69	21	17	25	29	45	46	26	32
D	50 - 59	16	5	9	13	25	15	15	16
E	40 - 49			5	6	11	7	5	1
F	0 - 39	1		1	2	1			
Total		96	77	92	75	148	129	136	152
Result %		98.96%	100.00%	98.91%	97.33%	99.32%	100.00%	100.00%	100.00%

Gurukul Mahila Arts And Commerce College, Porbandar			
Department of Sanskrit			
Year 2018-19			
Grade	Marks/Range	Sem-1	Sem-2
		San-1	San-2
O	90 - 100	0	0
A	80 - 99	9	2
B	70 - 79	13	16
C	60 - 69	44	50
D	50 - 59	35	15
E	40 - 49	7	3
F	0 - 39	0	0
Total		108	86
Result %		100.00%	100.00%

Gurukul Mahila Arts And Commerce College, Porbandar			
Department of Sanskrit			
Year 2019-20			
Grade	Marks/Range	Sem-1	Sem-2
		San-1	San-2
O	90 - 100	0	1
A	80 - 99	0	70
B	70 - 79	4	12
C	60 - 69	44	9
D	50 - 59	37	5
E	40 - 49	20	0
F	0 - 39	0	0
Total		105	97
Result %		100.00%	100.00%

Gurukul Mahila Arts And Commerce College, Porbandar			
Department of Sanskrit			
Year 2020-21			
Grade	Marks/Range	Sem-1	Sem-2
		San-1	San-2
O	90 - 100	0	0
A	80 - 99	31	47
B	70 - 79	30	63
C	60 - 69	44	4
D	50 - 59	13	0
E	40 - 49	4	0
F	0 - 39	1	0
Total		123	114
Result %		99.19%	100.00%

Gurukul Mahila Arts And Commerce College, Porbandar			
Department of Sanskrit			
Year 2021-22			
Grade	Marks/Range	Sem-1	Sem-2
		San-1	San-2
O	90 - 100	0	0
A	80 - 99	6	0
B	70 - 79	31	23
C	60 - 69	51	49
D	50 - 59	23	30
E	40 - 49	4	1
F	0 - 39	0	1
Total		115	104
Result %		100.00%	99.04%

Gurukul Mahila Arts And Commerce College, Porbandar			
Department of Sanskrit			
Year 2022-23			
Grade	Marks/Range	Sem-1	Sem-2
		San-1	San-2
O	90 - 100	5	4
A	80 - 99	32	20
B	70 - 79	35	26
C	60 - 69	36	48
D	50 - 59	7	13
E	40 - 49	0	0
F	0 - 39	1	1
Total		116	112
Result %		99.14%	99.11%

Gurukul Mahila Arts And Commerce College, Porbandar			
Department of Sanskrit (Home Science)			
Year 2018-19			
Grade	Marks/Range	Sem-1	Sem-2
		San-1	San-2
O	90 - 100	0	0
A	80 - 99	0	0
B	70 - 79	0	2
C	60 - 69	4	11
D	50 - 59	10	5
E	40 - 49	8	2
F	0 - 39	1	0
Total		23	20
Result %		95.65%	100.00%

Gurukul Mahila Arts And Commerce College, Porbandar			
Department of Sanskrit (Home Science)			
Year 2019-20			
Grade	Marks/Range	Sem-1	Sem-2
		San-1	San-2
O	90 - 100	0	0
A	80 - 99	0	6
B	70 - 79	0	7
C	60 - 69	1	1
D	50 - 59	8	1
E	40 - 49	3	0
F	0 - 39	4	0
Total		16	15
Result %		75.00%	100.00%

Gurukul Mahila Arts And Commerce College, Porbandar			
Department of Sanskrit (Home Science)			
Year 2020-21			
Grade	Marks/Range	Sem-1	Sem-2
		San-1	San-2
O	90 - 100	0	0
A	80 - 99	0	0
B	70 - 79	0	6
C	60 - 69	3	0
D	50 - 59	5	0
E	40 - 49	2	0
F	0 - 39	0	0
Total		10	6
Result %		100.00%	100.00%

Gurukul Mahila Arts And Commerce College, Porbandar			
Department of Sanskrit (Home Science)			
Year 2021-22			
Grade	Marks/Range	Sem-1	Sem-2
		San-1	San-2
O	90 - 100	0	0
A	80 - 99	0	4
B	70 - 79	0	7
C	60 - 69	4	3
D	50 - 59	13	0
E	40 - 49	0	0
F	0 - 39	0	0
Total		17	14
Result %		100.00%	100.00%

Gurukul Mahila Arts And Commerce College, Porbandar			
Department of Sanskrit (Home Science)			
Year 2022-23			
Grade	Marks/Range	Sem-1	Sem-2
		San-1	San-2
O	90 - 100	2	0
A	80 - 99	7	2
B	70 - 79	2	5
C	60 - 69	5	5
D	50 - 59	1	1
E	40 - 49	0	2
F	0 - 39	1	0
Total		18	15
Result %		94.44%	100.00%

Gurukul Mahila Arts And Commerce College, Porbandar									
Department of Psychology									
Year 2021-22									
Grade	Marks/	Sem-1		Sem-2		Sem-3		Sem-4	
	Range	Psy-1	Psy-2	Psy-3	Psy-4	Psy-5	Psy-6	Psy-8	Psy-9
O	90 - 100	0	0	0	0	0	0	0	0
A	80 - 99	5	1	0	0	11	0	0	0
B	70 - 79	16	7	4	8	7	27	14	13
C	60 - 69	10	24	9	15	16	13	21	24
D	50 - 59	5	5	20	10	11	5	9	7
E	40 - 49	1	0	1	0	0	0	0	0
F	0 - 39	0	0	0	0	0	0	0	0
Total		37	37	34	33	45	45	44	44
Result %		100.00%	100.00%	100.00%	100.00%	100.00%	100.00%	100.00%	100.00%

Gurukul Mahila Arts And Commerce College, Porbandar									
Department of Psychology									
Year 2022-23									
Grade	Marks/	Sem-1		Sem-2		Sem-3		Sem-4	
	Range	Psy-1	Psy-2	Psy-3	Psy-4	Psy-5	Psy-6	Psy-8	Psy-9
O	90 - 100	0	0	0	0	0	0	0	0
A	80 - 99	1	3	3	3	0	1	3	1
B	70 - 79	14	12	16	8	19	17	13	17
C	60 - 69	11	10	11	17	15	12	13	12
D	50 - 59	4	4	6	6	1	5	4	2
E	40 - 49	1	2	0	0	0	0	0	1
F	0 - 39	0	0	0	2	0	0	0	0
Total		31	31	36	36	35	35	33	33
Result %		100.00%	100.00%	100.00%	94.44%	100.00%	100.00%	100.00%	100.00%

Gurukul Mahila Arts And Commerce College , Porbandar											
Department of Commerce											
Year 2018-19											
Grade	Marks Range	Finacial Accounting - 1/2		Business Organization &		Company Law - 1/2		Personal Selling & Salesmanship - 1/2		Accounting -1/2	
		Sem 1	Sem 2	Sem 1	Sem 2	Sem 1	Sem 2	Sem 1	Sem 2	Sem 1	Sem 2
O	90-100	1	0	0	0	0	0	0	0	1	1
A	80-89	8	0	2	7	0	9	0	6	4	14
B	70-79	19	8	12	43	8	33	27	39	8	14
C	60-69	30	23	62	32	40	49	56	42	23	19
D	50-59	36	65	33	24	47	19	29	22	38	39
E	40-49	9	4	4	1	16	2	3	2	9	3
F	0-39	13	13	3	6	5	1	1	2	10	1
Total		116	113	116	113	116	113	116	113	93	91
Result %		89%	88%	97%	95%	96%	99%	99%	98%	89%	99%

Gurukul Mahila Arts And Commerce College, Porbandar									
Department of Commerce									
Year 2018-19									
Grade	Marks Range	Corporate Accounting -1/2		Cost Accounting -1/2		Income Tax -1 /2		Accounting - 3/4	
		Sem 3	Sem 4	Sem 3	Sem 4	Sem 3	Sem 4	Sem 3	Sem 4
O	90-100	0	5	8	0	0	0	1	0
A	80-89	0	8	7	3	1	1	0	1
B	70-79	4	15	14	5	15	7	9	3
C	60-69	10	36	19	15	45	36	8	13
D	50-59	49	32	38	60	42	56	4	10
E	40-49	26	4	10	2	6	4	8	7
F	0-39	23	7	16	22	3	3	9	2
Total		112	107	112	107	112	107	39	36
Result %		79%	93%	86%	79%	97%	97%	77%	94%

Gurukul Mahila Arts And Commerce College, Porbandar											
Department of Commerce											
Year 2018-19											
Grade	Marks Range	Business Mathematics And		Auditing and Corp. Governance - 1/2		Human Resource Management -1/2		Management Accounting -1/2		Accounting 5/6	
		Sem 5	Sem 6	Sem 5	Sem 6	Sem 5	Sem 6	Sem 5	Sem 6	Sem 5	Sem 6
O	90-100	0	2	0	0	0	0	1	0	0	0
A	80-89	0	7	0	2	0	12	3	4	1	5
B	70-79	4	15	6	24	11	40	11	5	3	3
C	60-69	10	16	24	32	39	15	22	14	5	4
D	50-59	23	25	31	13	18	3	12	38	5	14
E	40-49	21	0	9	1	2	2	10	2	6	0
F	0-39	16	8	4	1	4	1	15	10	10	3
Total		74	73	74	73	74	73	74	73	30	29
Result %		78%	89%	95%	99%	95%	99%	80%	86%	67%	90%

Gurukul Mahila Arts And Commerce College, Porbandar											
Department of Commerce											
Year 2019-20											
Grade	Marks Range	Financial Accounting - 1/2		Business Organization &		Company Law - 1/2		Personal Selling & Salesmanship - 1/2		Accounting -1/2	
		Sem 1	Sem 2	Sem 1	Sem 2	Sem 1	Sem 2	Sem 1	Sem 2	Sem 1	Sem 2
O	90-100	3	12	0	12	0	13	0	9	3	6
A	80-89	11	72	5	72	7	77	3	76	3	53
B	70-79	19	29	50	29	36	25	22	27	14	19
C	60-69	39	4	40	4	26	2	60	4	35	2
D	50-59	35	0	24	0	41	0	28	1	18	0
E	40-49	8	0	1	0	5	0	3	0	2	0
F	0-39	6	0	0	0	5	0	4	0	7	0
Total		121	117	120	117	120	117	120	117	82	80
Result %		95%	100%	100%	100%	96%	100%	97%	100%	91%	100%

Gurukul Mahila Arts And Commerce College, Porbandar									
Department of Commerce									
Year 2019-20									
Grade	Marks Range	Corporate Accounting -1/2		Cost Accounting -1/2		Income Tax -1 /2		Accounting - 3/4	
		Sem 3	Sem 4	Sem 3	Sem 4	Sem 3	Sem 4	Sem 3	Sem 4
O	90-100	5	30	0	6	0	2	1	26
A	80-89	16	51	1	76	0	68	15	47
B	70-79	23	10	18	8	3	22	33	3
C	60-69	23	0	23	0	26	0	22	0
D	50-59	16	1	47	2	56	0	7	0
E	40-49	2	0	4	0	5	0	1	0
F	0-39	13	0	5	0	8	0	2	0
Total		98	92	98	92	98	92	81	76
Result %		87%	100%	95%	100%	92%	100%	98%	100%

Gurukul Mahila Arts And Commerce College, Porbandar											
Department of Commerce											
Year 2019-20											
Grade	Marks Range	Business Mathematics And		Auditing and Corp. Governance - 1/2		Human Resource Management -1/2		Management Accounting -1/2		Accounting 5/6	
		Sem 5	Sem 6	Sem 5	Sem 6	Sem 5	Sem 6	Sem 5	Sem 6	Sem 5	Sem 6
O	90-100	0	0	0	0	0	0	0	7	0	1
A	80-89	7	6	6	17	3	1	0	36	0	3
B	70-79	23	37	41	64	11	57	27	27	7	6
C	60-69	33	46	36	16	63	34	26	13	9	7
D	50-59	32	8	18	1	23	4	34	13	12	13
E	40-49	2	1	3	0	3	2	11	1	6	0
F	0-39	8	0	1	0	2	0	6	1	2	3
Total		105	98	105	98	105	98	104	98	36	33
Result %		92%	100%	99%	100%	98%	100%	94%	99%	94%	91%

Gurukul Mahila Arts And Commerce College, Porbandar											
Department of Commerce											
Year 2020-21											
Grade	Marks Range	Financial Accounting - 1/2		Business Organization &		Company Law - 1/2		Personal Selling & Salesmanship - 1/2		Accounting -1/2	
		Sem 1	Sem 2	Sem 1	Sem 2	Sem 1	Sem 2	Sem 1	Sem 2	Sem 1	Sem 2
O	90-100	20	41	5	35	1	24	1	28	16	20
A	80-89	8	80	35	90	22	95	41	59	31	40
B	70-79	37	20	48	20	44	23	53	35	25	20
C	60-69	40	6	41	3	61	4	42	20	35	30
D	50-59	50	2	22	0	29	2	20	6	22	14
E	40-49	6	0	9	1	6	1	6	2	5	0
F	0-39	3	1	5	1	2	1	1	0	3	1
Total		164	150	165	150	165	150	164	150	137	125
Result %		98%	99%	97%	99%	99%	99%	99%	100%	98%	99%

Gurukul Mahila Arts And Commerce College, Porbandar									
Department of Commerce									
Year 2020-21									
Grade	Marks Range	Corporate Accounting -1/2		Cost Accounting -1/2		Income Tax -1 /2		Accounting - 3/4	
		Sem 3	Sem 4	Sem 3	Sem 4	Sem 3	Sem 4	Sem 3	Sem 4
O	90-100	0	14	2	30	1	17	3	18
A	80-89	14	24	11	34	6	49	5	28
B	70-79	16	35	34	25	20	22	10	24
C	60-69	38	16	30	9	45	12	38	7
D	50-59	32	10	31	5	40	4	15	3
E	40-49	16	7	11	3	6	2	13	4
F	0-39	4	0	1	0	2	0	1	0
Total		120	106	120	106	120	106	85	74
Result %		97%	100%	99%	100%	98%	100%	99%	100%

Gurukul Mahila Arts And Commerce College, Porbandar											
Department of Commerce											
Year 2020-21											
Grade	Marks Range	Business Mathematics And		Auditing and Corp. Governance - 1/2		Human Resource Management -1/2		Management Accounting -1/2		Accounting 5/6	
		Sem 5	Sem 6	Sem 5	Sem 6	Sem 5	Sem 6	Sem 5	Sem 6	Sem 5	Sem 6
O	90-100	4	0	2	1	3	8	5	-	1	6
A	80-89	4	2	30	19	30	17	26	1	10	5
B	70-79	13	30	36	40	40	41	22	12	18	29
C	60-69	32	43	15	23	13	20	20	39	23	24
D	50-59	32	15	4	6	3	3	14	39	21	8
E	40-49	2	0	3	1	1	1	3	1	0	1
F	0-39	2	0	0	0	0	0	0	0	0	0
Total		89	90	90	90	90	90	90	90	73	73
Result %		98%	100%	100%	100%	100%	100%	100%	100%	100%	100%

Gurukul Mahila Arts And Commerce College, Porbandar											
Department of Commerce											
Year 2021-22											
Grade	Marks Range	Financial Accounting - 1/2		Business Organization &		Company Law - 1/2		Personal Selling & Salesmanship - 1/2		Accounting -1/2	
		Sem 1	Sem 2	Sem 1	Sem 2	Sem 1	Sem 2	Sem 1	Sem 2	Sem 1	Sem 2
O	90-100	9	3	5	1	2	0	1	0	6	1
A	80-89	19	16	22	4	23	11	12	15	29	15
B	70-79	27	13	39	49	52	56	46	51	33	29
C	60-69	37	35	47	62	47	41	62	45	29	27
D	50-59	42	53	34	22	27	27	30	21	17	28
E	40-49	11	11	6	2	4	6	4	7	2	4
F	0-39	11	10	4	1	2	1	2	1	5	6
Total		156	141	157	142	150	142	150	138	115	109
Result %		93%	93%	97%	99%	99%	99%	99%	99%	96%	94%

Gurukul Mahila Arts And Commerce College, Porbandar									
Department of Commerce									
Year 2021-22									
Grade	Marks Range	Corporate Accounting -1/2		Cost Accounting -1/2		Income Tax -1 /2		Accounting - 3/4	
		Sem 3	Sem 4	Sem 3	Sem 4	Sem 3	Sem 4	Sem 3	Sem 4
O	90-100	3	3	7	16	4	0	1	4
A	80-89	5	10	16	14	7	5	8	12
B	70-79	16	20	33	29	23	19	34	27
C	60-69	35	40	40	30	65	53	43	27
D	50-59	55	42	41	29	36	42	19	17
E	40-49	20	16	12	15	15	15	10	10
F	0-39	17	3	2	0	1	0	4	5
Total		151	134	151	133	151	134	119	102
Result %		89%	98%	99%	100%	99%	100%	97%	95%

Gurukul Mahila Arts And Commerce College, Porbandar											
Department of Commerce											
Year 2021-22											
Grade	Marks Range	Business Mathematics And		Auditing and Corp. Governance - 1/2		Human Resource Management -1/2		Management Accounting -1/2		Accounting 5/6	
		Sem 5	Sem 6	Sem 5	Sem 6	Sem 5	Sem 6	Sem 5	Sem 6	Sem 5	Sem 6
O	90-100	1	8	1	0	0	0	3	3	3	2
A	80-89	7	12	8	9	10	18	3	2	1	2
B	70-79	26	27	40	40	32	56	18	13	20	4
C	60-69	28	20	36	42	39	24	31	22	16	17
D	50-59	32	29	10	14	25	8	40	49	27	30
E	40-49	12	10	4	2	2	1	7	7	4	12
F	0-39	2	1	0	0	0	0	6	11	6	6
Total		108	107	108	107	108	107	108	107	77	73
Result %		98%	99%	100%	100%	100%	100%	94%	90%	92%	92%

Gurukul Mahila Arts And Commerce College, Porbandar											
Department of Commerce											
Year 2022-23											
Grade	Marks Range	Finacial Accounting - 1/2		Business Organization &		Company Law - 1/2		Personal Selling & Salesmanship - 1/2		Accounting -1/2	
		Sem 1	Sem 2	Sem 1	Sem 2	Sem 1	Sem 2	Sem 1	Sem 2	Sem 1	Sem 2
O	90-100	0	0	0	0	1	0	0	0	0	4
A	80-89	19	3	10	1	5	15	10	12	4	5
B	70-79	29	24	27	33	40	30	42	48	21	16
C	60-69	24	46	38	33	30	34	28	25	36	19
D	50-59	23	14	17	16	17	11	10	4	13	23
E	40-49	0	3	2	5	2	1	5	3	1	6
F	0-39	1	3	2	5	1	2	1	1	1	3
Total		96	93	96	93	96	93	96	93	76	76
Result %		99%	97%	98%	95%	99%	99%	99%	99%	99%	96%

Gurukul Mahila Arts And Commerce College, Porbandar									
Department of Commerce									
Year 2022-23									
Grade	Marks Range	Corporate Accounting -1/2		Cost Accounting -1/2		Income Tax -1 /2		Accounting - 3/4	
		Sem 3	Sem 4	Sem 3	Sem 4	Sem 3	Sem 4	Sem 3	Sem 4
O	90-100	0	4	10	16	2	0	0	3
A	80-89	3	9	24	14	12	5	12	9
B	70-79	19	21	23	28	36	19	27	28
C	60-69	34	40	33	31	45	51	26	27
D	50-59	60	41	34	29	35	44	20	16
E	40-49	20	16	11	15	13	15	8	6
F	0-39	8	3	10	0	3	0	6	5
Total		144	134	145	133	146	134	99	94
Result %		94%	98%	93%	100%	99%	100%	94%	95%

Gurukul Mahila Arts And Commerce College**Department of Commerce****Year 2022-23**

Grade	Marks Range	Business Mathematics And		Auditing and Corp. Governance - 1 & 2		Human Resource Management -1 & 2		Management Accounting -1 & 2		Accounting 5 & 6	
		Sem 5	Sem 6	Sem 5	Sem 6	Sem 5	Sem 6	Sem 5	Sem 6	Sem 5	Sem 6
O	90-100	1	2	0	0	0	0	0	3	2	2
A	80-89	10	6	9	22	9	20	10	23	6	3
B	70-79	40	34	44	69	44	56	67	12	16	27
C	60-69	51	42	48	25	48	34	36	25	38	44
D	50-59	25	35	29	8	29	10	17	42	44	20
E	40-49	7	7	4	1	4	6	3	12	6	8
F	0-39	0	0	0	1	0	0	1	9	1	2
Total		134	126	134	126	134	126	134	126	113	106
Result %		100%	100%	100%	99%	100%	100%	99%	93%	99%	98%

Gurukul Mahila Arts and Commerce College

Department of Computer Science

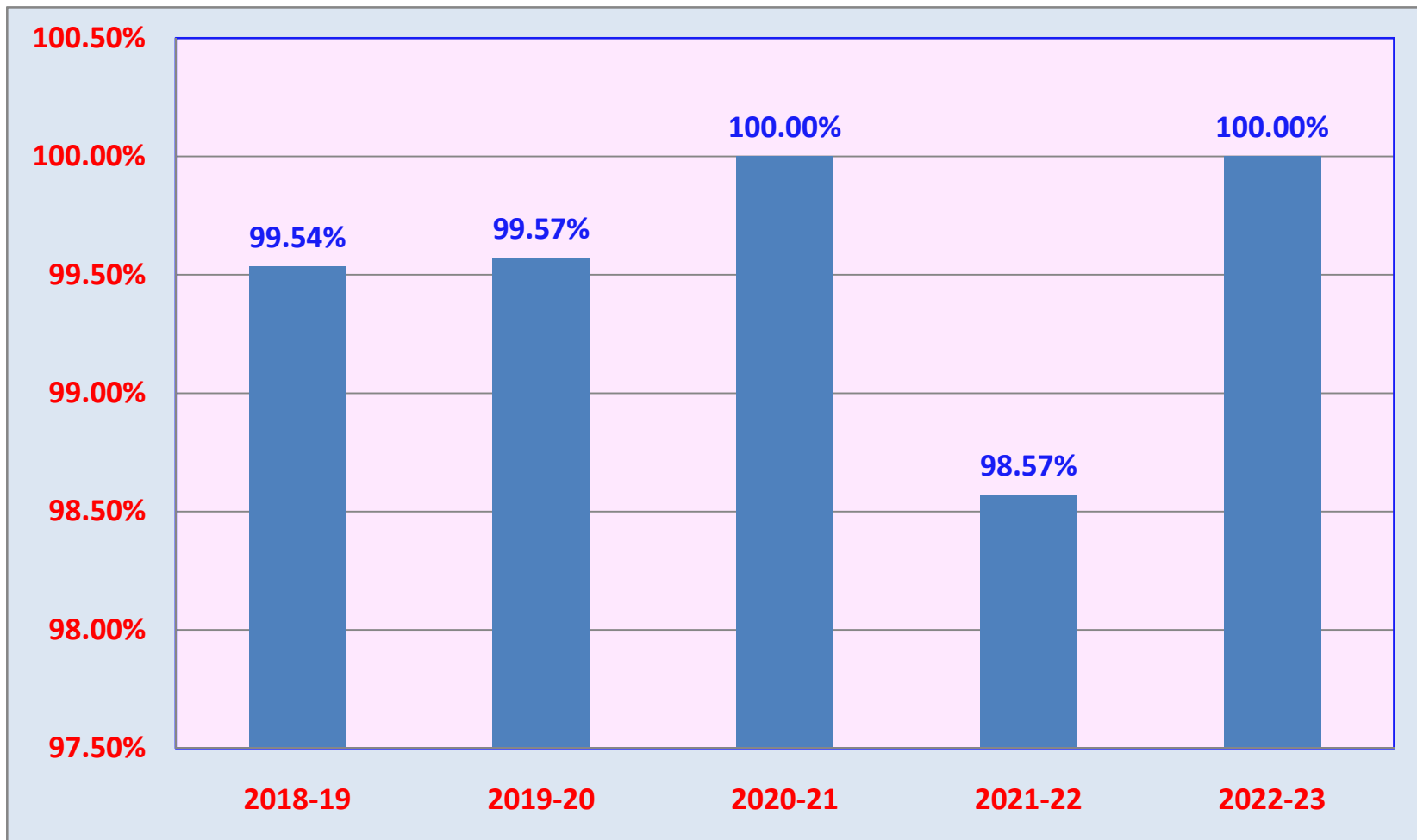
2018-19

Grade	Marks Range	Subjects							
		Sem-1		Sem-2		Sem-3	Sem-4	Sem-5	Sem-6
		Computer Science-1	I.T.-1	Computer Science-2	I.T.-2	Computer Science-3	Computer Science-4	Computer Science-5	Computer Science-6
O	90-100	0	0	0	1	1	0	1	1
A	80-89	11	6	8	12	3	9	32	11
B	70-79	6	12	11	4	28	23	9	20
C	60-69	5	4	2	3	30	34	1	11
D	50-59	1	1	1	2	7	4	1	1
E	40-49	0	0	0	0	2	0	0	0
F	0-39	0	0	0	0	1	1	0	0
Total		23	23	22	22	72	71	44	44
Result %		100.00%	100%	100%	100%	99%	99%	100%	100%

Gurukul Mahila Arts and Commerce College
Department of Computer Science
Table Showing Result Percentage During 2018-19 to 2022-23

Result Percentage						
Semester	2018-19	2019-20	2020-21	2021-22	2022-23	Overall
1	100.00%	97.44%	100.00%	100.00%	100.00%	99.49%
2	100.00%	100.00%	100.00%	100.00%	100.00%	100.00%
3	98.61%	100.00%	100.00%	100.00%	100.00%	99.72%
4	98.60%	100.00%	100.00%	100.00%	100.00%	99.72%
5	100.00%	100.00%	100.00%	100.00%	100.00%	100.00%
6	100.00%	100.00%	100.00%	91.43%	100.00%	98.29%
Overall	99.54%	99.57%	100.00%	98.57%	100.00%	99.54%

Gurukul Mahila Arts and Commerce College
Department of Computer Science
Chart Showing Overall Result Percentage During 2018-19 to 2022-23



Overall Result: 99.54%

Gurukul Mahila Arts and Commerce College, Porbandar

Sociology

Year: 2018-2019

B.A.

Grade	SEM 1				SEM 2				SEM 3				SEM 4			
	Sociology E-01 P-1	Sociology E-02 P-2	Home Science Sociology E1	Home Science Sociology E2	Sociology E-203	Sociology E-204	Home Science Sociology E101	Home Science Sociology E201	Sociology E-02 512	Sociology E-02 610	Home Science Sociology E 1	Home Science Sociology E 2	Sociology E-0208	Sociology E-0209	Home Science Sociology E 011	Home Science Sociology E 021
O	0	0	0	0	0	0	0	0	0	0	0	0	0	0	0	0
A	0	0	0	0	0	1	0	0	0	0	0	0	0	0	0	0
B	2	2	0	0	1	8	0	0	1	2	0	0	6	7	0	0
C	24	15	7	3	18	26	3	3	15	21	5	2	29	32	0	1
D	47	51	6	14	34	19	10	9	35	26	3	4	17	12	7	7
E	3	8	9	5	5	4	4	7	2	4	2	1	0	1	1	1
F	0	0	1	1	0	0	3	1	0	0	0	3	0	0	1	0
Total	76	76	23	23	58	58	20	20	53	53	10	10	52	52	9	9
Percentage	100%	100%	96%	96%	100%	100%	85%	95%	100%	100%	100%	70%	100%	100%	89%	100%

Gurukul Mahila Arts and Commerce College, Porbandar

Sociology

Year: 2019-2020

B.A.

Grade	SEM 1				SEM 2				SEM 3				SEM 4			
	Sociology E-02010	Sociology E-02020	Home Science Sociology E1	Home Science Sociology E2	Sociology E-203	Sociology E-204	Home Science Sociology E101	Home Science Sociology E201	Sociology E205	Sociology E206	Home Science Sociology E 1	Home Science Sociology E 2	Sociology E-0208	Sociology E-0209	Home Science Sociology E 011	Home Science Sociology E 021
O	0	0	0	0	0	0	0	0	0	0	0	0	0	0	0	0
A	0	0	0	0	39	40	5	9	0	0	0	0	13	26	3	5
B	0	1	0	0	19	18	10	5	4	12	0	2	24	13	4	2
C	38	31	1	4	0	0	0	1	19	19	4	5	4	3	0	1
D	28	34	14	10	1	1	0	0	20	12	5	1	2	1	5	3
E	3	3	1	2	1	1	0	0	3	3	3	4	0	0	0	1
F	0	0	0	0	0	0	0	0	0	0	1	1	0	0	0	0
Total	69	69	16	16	60	60	15	15	46	46	13	13	43	43	12	12
Percentage	100%	100%	100%	100%	100%	100%	100%	100%	100%	100%	92%	92%	100%	100%	100%	100%

Gurukul Mahila Arts and Commerce College, Porbandar

Sociology

Year: 2020-2021

B.A.

Grade	SEM 1				SEM 2				SEM 3				SEM 4			
	Sociology E-01 P-1	Sociology E-02 P-2	Home Science Sociology E1	Home Science Sociology E2	Sociology E-203	Sociology E-204	Home Science Sociology E101	Home Science Sociology E201	Sociology E-205	Sociology E-206	Home Science Sociology E 1	Home Science Sociology E 2	Sociology E-0208	Sociology E-0209	Home Science Sociology E 011	Home Science Sociology E 021
O	0	0	0	0	0	0	0	0	2	0	0	0	0	0	0	0
A	0	0	0	0	3	17	0	0	0	0	0	0	14	4	0	0
B	2	19	2	0	54	46	6	6	24	3	1	0	39	46	8	10
C	15	10	0	6	9	3	0	0	25	26	6	7	1	3	3	1
D	45	37	8	4	0	0	0	0	8	27	4	3	0	0	0	0
E	6	5	0	0	0	0	0	0	0	3	1	5	0	1	0	0
F	3	0	0	0	0	0	0	0	0	0	2	0	0	0	0	0
Total	71	71	10	10	66	66	6	6	59	59	14	15	54	54	11	11
Percentage	97%	100%	100%	100%	100%	100%	100%	100%	100%	100%	86%	100%	100%	100%	100%	100%

Gurukul Mahila Arts and Commerce College, Porbandar

Sociology

Year: 2021-2022

B.A.

Grade	SEM 1				SEM 2				SEM 3				SEM 4			
	Sociology E-01 P-1	Sociology E-02 P-2	Home Science Sociology E1	Home Science Sociology E2	Sociology E-203	Sociology E-204	Home Science Sociology E101	Home Science Sociology E201	Sociology E-0205	Sociology E-206	Home Science Sociology E 1	Home Science Sociology E 2	Sociology E-0208	Sociology E-0209	Home Science Sociology E 11	Home Science Sociology E 021
O	0	0	0	0	0	0	0	0	0	0	0	0	0	0	0	0
A	0	1	0	0	0	0	0	0	0	0	0	0	0	0	0	0
B	31	40	0	1	28	6	0	0	16	6	0	1	9	8	0	0
C	32	26	12	10	33	42	6	6	26	27	4	3	33	32	4	4
D	13	9	4	4	6	21	5	8	18	20	3	3	15	17	2	2
E	3	3	1	1	3	1	2	0	1	7	0	0	3	2	0	0
F	0	0	0	1	0	0	1	0	0	1	0	0	0	1	0	0
Total	79	79	17	17	70	70	14	14	61	61	7	7	60	60	6	6
Percentage	100%	100%	100%	94%	100%	100%	93%	100%	100%	98%	100%	100%	100%	98%	100%	100%

